

铝壳电阻(Aluminum Housed Resistors)ASCB 40W-800W

超薄型铝壳电阻，专为变频器、伺服、数据行业研发设计的
High Power & Small in size, preferred products for Frequency Converter, Servo & Numerical Control Industry
一款大功率小型化产品，可搭配散热装置使用；
Can be used with cooling device.



■ 结构 (Structure)

1.核心电阻芯部件采用绝缘耐高温材料作为电阻骨架,选用高级优质合金丝均匀绕制,外加金属铝外壳,以高绝缘不燃性电子浆料进行灌封,使铝外壳与电阻核心部件紧密结合成一个坚实稳固的实体,不受外界空气、振动和灰尘影响,具有很高的稳固性和热传导性。

The resistors core components are made of insulating and high-temperature resistant materials as the resistors framework, evenly wound with high-quality alloy wires. Metal aluminum shell potted with high insulation non-combustible electronic paste, so that the aluminum shell and the resistance core components are closely combined into a solid entity, not affected by external air, vibration and dust, with high stability and thermal conductivity.

2.铝外壳采用优质工业型6063铝材,并经过表面高温阳极处理,以达到更好的外观和散热效果。

The aluminum shell is made of high-quality industrial 6063 aluminum, and the surface is high-temperature anodized to achieve attractive appearance and great heat dissipation.

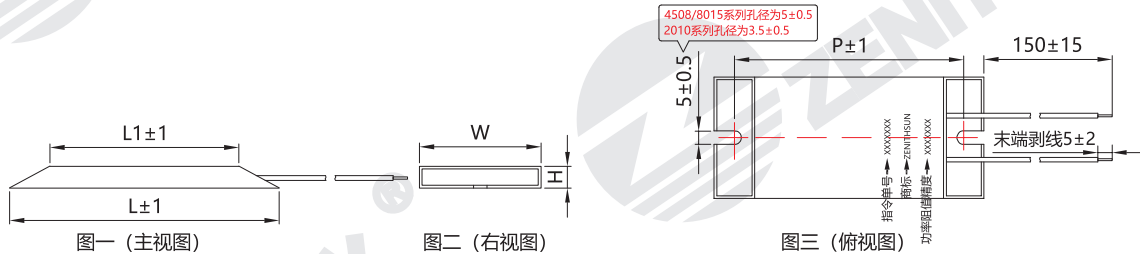
■ 特点(Features)

- 超薄型铝壳电阻，专为变频器、伺服、数控行业研发设计的一款大功率小型化产品。
Ultra-thin Aluminum Housed Resistors, preferred products for Frequency Converter, Servo & Numerical Control Industry with High Power & Small in size.
- 功率范围:40W-800W
Power Range:40W-800W
- 具有高稳定、耐冲击、易安装;可靠性好,产品一致性高的特点。
High stability, impact resistance and easy installation; Good reliability & high consistency
- 引出端采用耐高温导线连接。
Ends Output: flying leads.
- 可依客户要求内置或外置温度开关。
In or external temperature switch available;
- 可供应有感或无感式(无感式感量偏低)。
Inductive or Non-inductive available;
- 通常用作负载、制动、脉冲、充电、放电、启动、缓冲、泄放等。
Used for loading, braking, pulse, charging, discharging, starting, buffering, discharging, ect.

■ 适用范围 (Application)

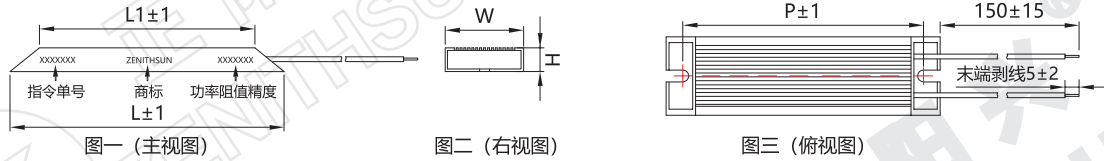
深圳市正阳兴电子的系列铝壳电阻生产周期为2-3周,广泛用于变频器、电梯、起重、船舶、电力、焊接、电源、军工、航空、风力发电、太阳能发电、自动化设备、铁路系统等行业。
Production Time : 2-3 weeks .Widely used in frequency converter, elevator, hoisting, ship, electric power, welding, power supply, military industry, aviation, wind power generation, solar power generation, automation equipment, railway system and other industries.

■ 产品尺寸图表ASCB2010/3510/4508/8015 (Dimension Chart)



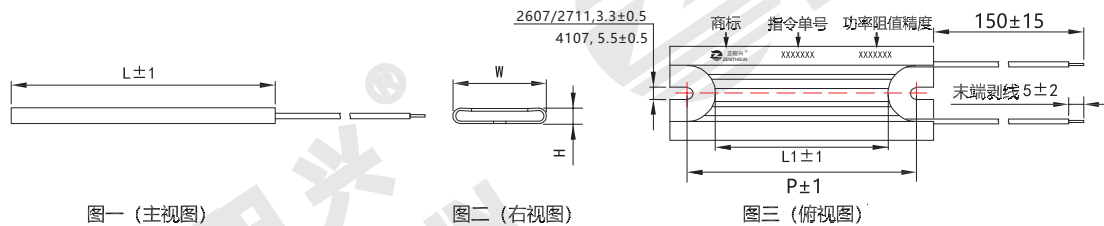
型号 Type	功率 Power	标称阻值 Nominal value	精度 Tolerance	尺寸 Dimensions(mm)					净重(g) N.W	温度系数 T.C.R
				L±1	W±0.5	H±0.5	P±1	L1 ±1		
ASCB2010	60W	1Ω-100Ω	J (±5%) G (±2%) F (±1%)	60	20	10	55	45	26	±100PPM ~ ±400PPM
	ASCB3510	60W		1Ω-220Ω	100	35	10	85	75	
		80W-100W		1Ω-330Ω	120	35	10	105	95	
		120W		1Ω-510Ω	150	35	10	135	125	
ASCB4508		60W		1Ω-220Ω	100	45	8	85	75	
	80W-100W	1Ω-330Ω		120	45	8	105	95	76	
	120W	1Ω-510Ω		150	45	8	135	125	95	
ASCB8015	150W	1Ω-1KΩ		185	45	8	170	155	120	
	100W	1Ω-1KΩ		100	80	15	85	75	215	
	120W	1Ω-1KΩ		120	80	15	105	95	255	
	150W	1Ω-1KΩ		150	80	15	135	125	320	
	200W	2.2Ω-1KΩ		185	80	15	170	155	400	
	300W	2.2Ω-1KΩ		215	80	15	200	180	460	
	400W	2.2Ω-1KΩ		265	80	15	250	230	565	
	500W	2.2Ω-1KΩ		335	80	15	320	300	715	
600W	2.2Ω-1KΩ	365		80	15	350	330	780		
800W	2.2Ω-1KΩ	400	80	15	385	365	850			

■ 产品尺寸图表ASCB4012 (Dimension Chart)



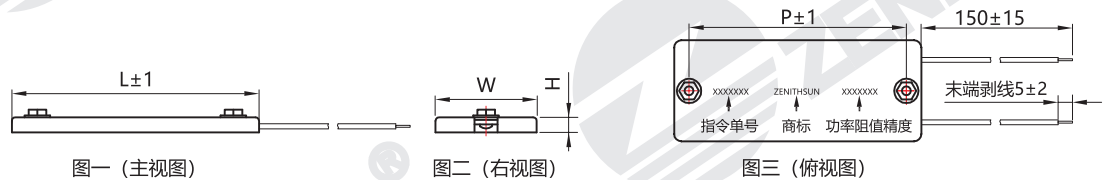
型号 Type	功率 Power	标称阻值 Nominal value	精度 Tolerance	尺寸 Dimensions(mm)					净重(g) N.W	温度系数 T.C.R
				L±1	W±0.5	H±0.5	P±1	L1 ±1		
ASCB4012	60W	1Ω-220Ω	J (±5 %) G (±2 %) F (±1 %)	100	40	12	85	75	65	±100PPM ~ ±400PPM
	80W-100W	1Ω-330Ω		120	40	12	105	95	76	
	120W	1Ω-510Ω		150	40	12	135	125	95	
	150W	1Ω-1KΩ		185	40	12	170	155	120	

■ 产品尺寸图表ASCB2607/2711/4107 (Dimension Chart)



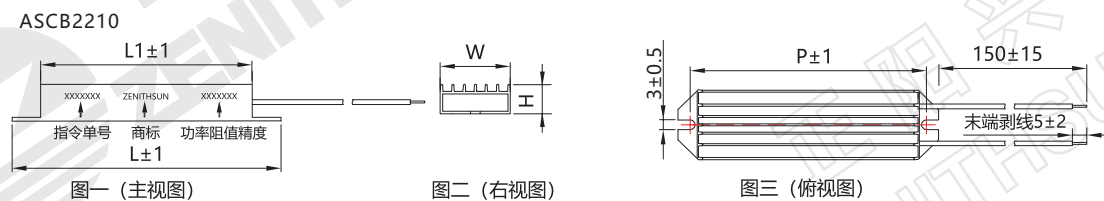
型号 Type	功率 Power	标称阻值 Nominal value	精度 Tolerance	尺寸 Dimensions(mm)					净重(g) N.W	温度系数 T.C.R
				L±1	W±0.5	H±0.5	P±1	L1 ±1		
ASCB2607	40W	1Ω-220Ω	J (±5 %) G (±2 %) F (±1 %)	61	26	7	55	47	25	±100PPM ~ ±400PPM
ASCB2711	60W	1Ω-220Ω		72.5	27.5	11	65	60	30	
	100W	1Ω-330Ω		100	27.5	11	86.5	80	41	
ASCB4107	60W	1Ω-220Ω		115	41	7	100	86	135	
	80W	1Ω-330Ω		140	41	7	125	112	165	
	100W	1Ω-330Ω		165	41	7	150	140	195	
	120W	1Ω-510Ω		185	41	7	175	165	216	
	150W	1Ω-1KΩ		215	41	7	200	190	251	

■ 产品尺寸图表ASCB4206 (Dimension Chart)



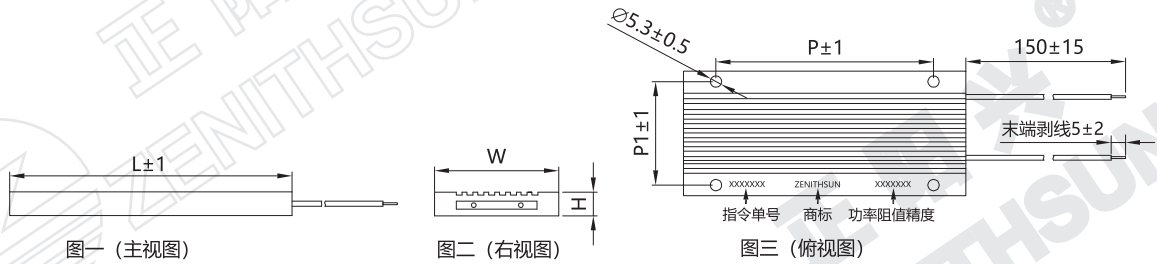
型号 Type	功率 Power	标称阻值 Nominal value	精度 Tolerance	尺寸 Dimensions(mm)				净重(g) N.W	温度系数 T.C.R	备注 Note
				L±1	W±0.5	H±0.5	P±1			
ASCB4206	30W	1Ω-1KΩ	J (±5 %) G (±2 %) F (±1 %)	65	42	6	57	70	±100PPM ~ ±400PPM	
	50W	1Ω-1KΩ		90	42	6	78	96		

■ 产品尺寸图表ASCB2210 (Dimension Chart)



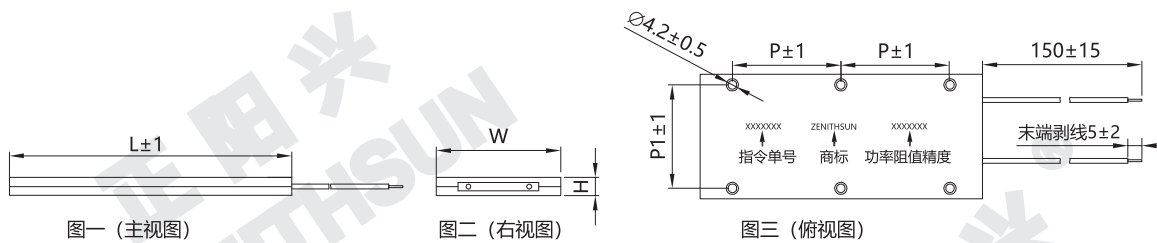
型号 Type	功率 Power	标称阻值 Nominal value	精度 Tolerance	尺寸 Dimensions(mm)					净重(g) N.W	温度系数 T.C.R
				L±1	W±0.5	H±0.5	P±1	L1 ±1		
ASCB2210	10W	1Ω-100Ω	J (±5 %) G (±2 %) F (±1 %)	32	22	9.5	27	22	14	±100PPM ~ ±400PPM
	20W	1Ω-100Ω		40	22	9.5	35	30	18	
	35W	1Ω-100Ω		50	22	9.5	45	40	22	
	50W	1Ω-100Ω		60	22	9.5	55	50	26	

产品尺寸图表ASCB6010/8010 (Dimension Chart)



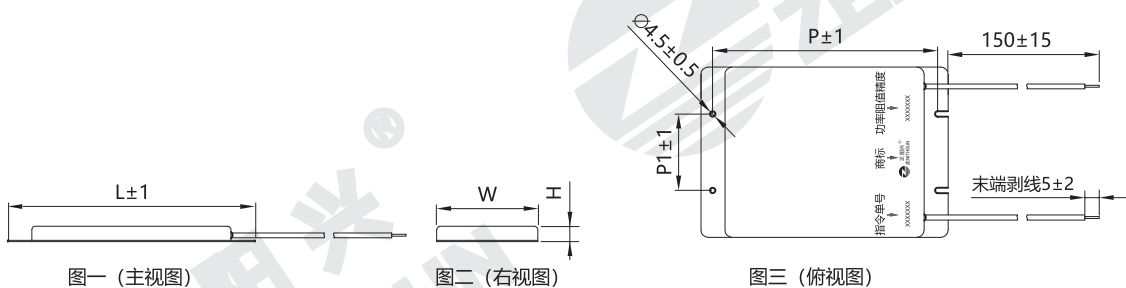
型号 Type	功率 Power	标称阻值 Nominal value	精度 Tolerance	尺寸 Dimensions(mm)					净重(g) N.W	温度系数 T.C.R
				L±1	W±0.5	H±0.5	P±1	P1 ±1		
ASCB6010	50W	1Ω-220Ω	J (±5 %)	70	60	10	50	50	80	±100PPM ~ ±400PPM
	100W	1Ω-330Ω	G (±2 %)	120	60	10	100	50	130	
	150W	1Ω-510Ω	F (±1 %)	170	60	10	150	50	185	
ASCB8010	200W	1Ω-510Ω	F (±1 %)	150	80	10	130	70	230	

产品尺寸图表ASCB6006 (Dimension Chart)



型号 Type	功率 Power	标称阻值 Nominal value	精度 Tolerance	尺寸 Dimensions(mm)					净重(g) N.W	温度系数 T.C.R
				L±1	W±0.5	H±0.5	P±1	P1 ±1		
ASCB6006	50W	1Ω-220Ω	J (±5 %)	70	60	6	53	44	80	±100PPM ~ ±400PPM
	100W	1Ω-330Ω	G (±2 %)	122	60	6	53	44	130	
	150W	1Ω-510Ω	F (±1 %)	160	60	6	65	45	180	

产品尺寸图表ASCB120 (Dimension Chart)



型号 Type	功率 Power	标称阻值 Nominal value	精度 Tolerance	尺寸 Dimensions(mm)						净重(g) N.W	温度系数 T.C.R
				L±1	W±0.5	H±0.5	P±1	P1±1	L1 ±1		
ASCB120	50W+50W	1Ω-220Ω	J (±5 %)	140	120	20	127	61	113	500	±100PPM ~ ±400PPM
	100W+50W	1Ω-330Ω	G (±2 %)	140	120	20	127	61	113	500	
	150W	1Ω-510Ω	F (±1 %)	140	120	20	127	61	113	500	

备注：如有特殊要求或者参数超出以上标准可协商供货，可作如下改变

1. 铝外壳尺寸; 2. 铝外壳颜色; 3. 安装孔大小; 4. 安装孔心距; 5. 引出端材质, 线径及长度; 6. 引出端连接器
 Note: other on requests are available: 1. Shell Dimensions; 2. Shells colour; 3. Installation holes size; 4. Installation holes distance; 5. Flying leads /Metal Terminals; 6. Flying leads connector.

定货示例 (How to order)

ASCB	4508	60W	100R	J	
↓	↓	↓	↓	↓	
型号	尺寸	功率	标称阻值	精度	(J: ±5%, G: ±2%, F: ±1%, D: ±0.5%)
Type	Dimensions	Power	Nominal value	Tolerance	(J: ±5%, G: ±2%, F: ±1%, D: ±0.5%)

■ 铝壳电阻性能实验参数 (Performance Characteristics)		
项目 Test	试验条件 Conditions of Test	性能要求 Testing Results
电阻值容许误差 Resistance Tolerance	测试电压≤3V,环境温度25°C Testing Voltage ≤3V, Ambient Temperature 25°C	F---G---J---K
温度系数 T.C.R	$\frac{R1-R0}{R0(T1-T0)} \times 10^6$ (PPM/°C) R0:常温(T0)下阻值 R0:Room Temperature(T0)Resistance R1:常温T0+100°C(T1)下阻值 R1:Room Temperature T0+100°C(T1)Resistance	±100PPM~ ±400PPM
额定负荷 Rated Load	40°C额定电压, 1小时 40°C, rated voltage, 1 hour	$\Delta R \leq \pm(3\%R + 0.1\Omega)$
短时间过负荷 Short Time Overload	5倍额定功率, 10秒; 10倍额定功率 5秒; 25倍额定功率 1秒 5 times rated power for 10s; 10 times rated power for 5s; 25 times rated power for 1s	$\Delta R \leq \pm(2\%R + 0.1\Omega)$
引出端对地绝缘耐压 Dielectric Withstand	0.8KV-2KV Vac 60秒,漏电流2.5mA 0.8KV-2KV Vac 60s, leakage current 2.5mA	$\Delta R \leq \pm(0.1\%R + 0.05\Omega)$
绝缘电阻值 Insulation Resistance	1000Vdc	50~1000MΩ, 1Min
引出端强度 Terminal Tensile Strength	引出端直径1.5以下20N,直径1.5以上40N,连接器端拉力20N Wire diameter ≤1.5 with 20N, wire diameter ≥1.5 with 40N, terminal tension 20N 端片式(铜端片/不锈钢端片)40N Copper end /stainless steel end, 40N	无脱落 No off
耐振性 Vibration resistance	1.5mm, 10-55-10Hz, 分别2小时 1.5mm, 10-55-10Hz, each 2 hours	无破损, 无脱落 No damage, No off
室温耐久性 Load Life	额定电压, 通电90分钟, 停30分钟, 共500小时 At rated voltage, 90 min "On", 30 min "Off", total 500 hours	$\Delta R \leq \pm(3\%R + 0.1\Omega)$
耐低温试验 Low Temp. Resistance	产品在-55°C±2°C环境条件下储存16H Store at -55 °C ± 2 °C for 16h	$\Delta R \leq \pm(1\%R + 0.1\Omega)$
耐高温试验 High Temp. Resistance	产品在70°C±2°C环境条件下储存16H Store at 70 °C ± 2 °C for 16h	$\Delta R \leq \pm(1\%R + 0.1\Omega)$
不燃性 Non-flammability	10倍额定功率, 通电5分钟 10 times rated power, power on for 5Min	允许开路, 但不燃烧 Without combustion

